


published by
ARDROSS HOUSE
48 Fairview Way, Stafford ST17 0AX

Celebration String Hosanna!



- violinists join recorders in
the school assembly

Kerry Milan

a selection of FESTIVAL favourites, old and new, with specially written parts to involve beginners from the very first term. The accompanying sound files can play back the instrumental parts and piano accompaniment, together or separately.

Contents

3	All Things Bright and Beautiful
3	The Good Things of the Earth
4	The Harvest Festival
4	Squirrel Nutkin
4	Summer Goodbye
5	Now We Sing a Harvest Song
5	Halloween is Coming
6	There Was an Old Witch
6	Guy Fawkes
7	Pussy Willow
7	(Savez-vous plantez les choux?)
7	Spring Carol - Nos Galan
8	Now the Green Blade Riseth
8	Oats and Beans
9	Mix a Pancake
9	All in an Easter Garden
10	There is a Green Hill
10	Thine Be the Glory
11	When I Survey the Wondrous Cross
11	Jesus Christ is Risen Today
12	We Have a King Who Rides a Donkey
12	This Joyful Eastertide
13	How Great the Harvest is.
13	The Day Thou Gavest
14	Lord Dismiss Us
14	Diwali
15	Hanukah
15	Dayenu
16	The National Anthem
16	Auld Lang Syne

There is a list on page 17 indicating some of the publications which include the words and accompaniments for these songs. This selection for *Celebration String Hosanna* has been carefully made so as not to infringe other people's copyright; but if this has happened inadvertently credit will be given in any further edition. Stuart Johnson's *"Infant Songs for Harvest Halloween and Guy Fawkes"* is available from Staffordshire Music Service. With the exception of "Guy Fawkes" all the violin parts are my own, as are all the performances. There are no restrictions on their non-commercial use within schools

All Things Bright and Beautiful

5 Choruses and 4 Verses

This tune goes along at a fairly lively pace - just enough time to remember the F# / C# finger patterns.

For beginner violins, this is an exciting open-string accompaniment, very similar to that for "Lord of the Dance" in *String Hosanna*. Each verse could have a different rhythm if preferred. It does not matter that at the very end the beginners have the final say!

CHORUS

The Chorus section consists of two staves of music in G major and 2/4 time. The melody starts with a quarter note G4, followed by quarter notes A4, B4, and C5. The accompaniment features a steady off-beat rhythm of eighth notes. A '4' above the first measure indicates a four-measure phrase. The section concludes with a 'Fine' marking.

VERSE

The Verse section consists of two staves of music. The melody begins with a quarter note G4, followed by quarter notes A4, B4, and C5. The accompaniment continues with the off-beat eighth-note pattern. A '4' above the first measure indicates a four-measure phrase. The section concludes with a 'Fine' marking.

The final section of the page shows the concluding measures of the piece. It consists of two staves. The melody ends with a quarter note G4. The accompaniment ends with a final chord. Both staves are marked 'D.C. al Fine'.



The Good Things of the Earth


3 Verses

In the melody, violin players need to stretch their 3rd finger to the G# and low C#. For the beginners there is another open string accompaniment, this time with a steady off-beat rhythm.

The musical notation for 'The Good Things of the Earth' consists of two staves. The melody is in G major and 4/4 time, starting with a quarter note G4, followed by quarter notes A4, B4, and C5. The accompaniment features a steady off-beat rhythm of eighth notes. A 'V' above the first measure indicates a four-measure phrase. The section concludes with a double bar line.

The Harvest Festival


6 Verses




Not all verses of this short piece need the semiquavers!

Squirrel Nutkin

2 Verses



Make sure that the steady pizzicato crotchets are not disturbed by the quicker moving notes above.



Summer Goodbye

2 Verses

This gentle melody needs a fairly slow tempo.

The harmonies here do not exactly match those printed in "Music Time"; though they can be used together.

Violinists need to draw their first finger well back, not just for the B b's of the melody, but also for the high F b's of the second part, which is not for real beginners.



Now We Sing a Harvest Song

3 Verses


This is another tune with B♭s; but for the second violin part the main point to remember is the low 2nd finger - on three strings.

"Halloween is Coming" is a piece where beginners should really enjoy joining in the fun - open strings very near the bridge!

The first two staves of music are in 4/4 time with a key signature of one flat (B♭). The first staff contains a melody of quarter and eighth notes. The second staff contains a bass line with rests and notes, including a 'v' marking above a note.

The next two staves continue the melody and bass line. The second staff features a long note with a slur and a 'v' marking above it.

The final two staves of the piece. The second staff ends with a double bar line.



Halloween is Coming

2 Verses

The first two staves of 'Halloween is Coming' are in 4/4 time with a key signature of one flat. The first staff has a melody with accents and a 'Tremolo on Bridge' instruction above it. The second staff has a bass line with slurs and a 'p' dynamic marking.

The next two staves continue the piece. The second staff features a 'sfz' dynamic marking and a slur.



There Was an Old Witch

2 Verses

These violin parts have more fun for beginners - the first finger slides well for the cat; but for the rocket use the third.


Also practise alternating plucking and bowing.

Verse 2 of the Witch song uses slightly different rhythms - easy if you know the words!



Guy Fawkes

Stuart Johnson



Pussy Willow


(Savez-vous plantez les choux?)

2 Verses

On the recording, tuned percussion play this well-known tune. Violinists should stretch their 3rd finger for the low C #.

The lower part uses fewer notes; but enough to keep everyone busy, especially since they jump over all four strings.

Musical score for 'Pussy Willow' in G major (one sharp) and 6/8 time. It consists of two systems of two staves each. The first system shows the first two lines of music, and the second system shows the next two lines. The melody is simple and rhythmic, with a dotted quarter note followed by an eighth note, and a half note.



Spring Carol - Nos Galan

2 Verses

This carol is also sung at Christmas time. Do not forget the repeat of line one in each verse.

The second violin part uses only one finger, the first finger well back on the A and E strings, but this should still prove an enjoyable and stimulating piece for Y6 children.

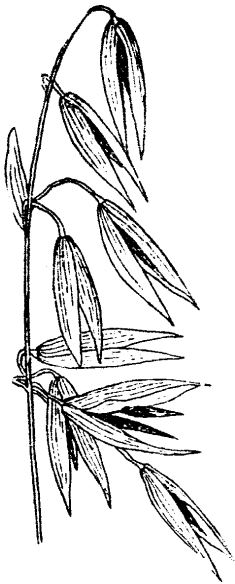
Musical score for 'Spring Carol - Nos Galan' in B-flat major (two flats) and 4/4 time. It consists of two systems of two staves each. The first system shows the first two lines of music, with the first staff labeled '(Arco)' and the second staff labeled 'Pizz.'. The second system shows the next two lines of music, with the first staff labeled 'Arco' and the second staff labeled 'Pizz.'. The melody is simple and rhythmic, with a dotted quarter note followed by an eighth note, and a half note.

Now the Green Blade Riseth

4 Verses

This is another piece where the second violin part uses only the first finger. If children know about spiccato bowing, this is a good time to put it into practice - but gently.

Musical score for 'Now the Green Blade Riseth' in G major and 2/4 time. It consists of four systems of two staves each. The first staff of each system is the first violin part, and the second staff is the second violin part. The second violin part features a consistent pattern of eighth notes, primarily using the first finger. The piece concludes with a double bar line.



Oats and Beans

3 Verses

The second part here is just open strings; but two together - double stopping - to add a rustic feel.

Musical score for 'Oats and Beans' in G major and 6/8 time. It consists of two systems of two staves each. The first staff of each system is the first violin part, and the second staff is the second violin part. The second violin part features double stopping on open strings, indicated by 'V' above the notes. The piece concludes with a double bar line.





Mix a Pancake

1 Verse - twice.

Musical notation for the first system of "Mix a Pancake". It consists of two staves in G major and 4/4 time. The first staff has a treble clef and a key signature of one sharp (F#). The second staff has a bass clef and a key signature of one sharp (F#). The music starts with a 2-measure rest in both staves. The first staff contains a melody of eighth notes. The second staff contains a bass line with a pizzicato section (L.H. Pizz. + +) and an arco section (Arco). The piece ends with a double bar line and a (4/0) fingering instruction.

Musical notation for the second system of "Mix a Pancake". It consists of two staves in G major and 4/4 time. The first staff continues the melody from the first system. The second staff continues the bass line, including another pizzicato section (L.H. Pizz. + +) and arco section (Arco). The piece ends with a double bar line and a (4/0) fingering instruction.

All in an Easter Garden

2 Verses

Those young violinists who are taught the half-way harmonics at the beginner stage will be able to demonstrate their skill very effectively in these two pieces - harmonics are indicated by the $\frac{4}{0}$ sign.

Left hand pizzicato is fun and also good fourth finger training - and works well in "Mix a Pancake".


In the Easter piece, note that the second violin part comes in *after* the tune, with steady crotchets and minims against the quavers of the melody.

Musical notation for the first system of "All in an Easter Garden". It consists of two staves in G major and 2/4 time. The first staff has a treble clef and a key signature of one sharp (F#). The second staff has a bass clef and a key signature of one sharp (F#). The music starts with a half rest in both staves. The first staff contains a melody of quarter notes. The second staff contains a bass line with half notes and minims. The piece ends with a double bar line and a (4/0) fingering instruction.

Musical notation for the second system of "All in an Easter Garden". It consists of two staves in G major and 2/4 time. The first staff continues the melody from the first system. The second staff continues the bass line, including a half note and a minim. The piece ends with a double bar line and a (4/0) fingering instruction.

Musical notation for the third system of "All in an Easter Garden". It consists of two staves in G major and 2/4 time. The first staff continues the melody from the second system. The second staff continues the bass line, including a half note and a minim. The piece ends with a double bar line and a (4/0) fingering instruction.

There is a Green Hill



4 Verses

In the melody, the A # is fingered like a B b - both for violins and recorders. The second violin part has easy open-string double stops which should be *stroked* gently.

Thine Be the Glory

3 Verses

Handel wrote this stirring melody nearly 250 years ago for his oratorio *Judas Macabaeus*; but it also makes a splendid hymn tune.

The second part is made easier in that its rhythm exactly matches that of the tune itself.

When starting verses two and three, remember to start right back from the beginning.

Jesus Christ is Risen Today

THE EASTER HYMN

3 Verses

C major for violinists needs special care, with the second finger well back on the D and A strings.

The second part of this Easter Hymn, though, uses only one finger, the third finger, and again special care is needed to place it exactly in tune with the open string an octave below.

Musical notation for 'The Easter Hymn' in 4/4 time, C major. It consists of two systems of two staves each. The first system shows a treble clef staff with a melody and a bass clef staff with a bass line. The second system continues the melody and bass line.

Continuation of the musical notation for 'The Easter Hymn', showing two systems of two staves each, continuing the melody and bass line.

When I Survey the Wondrous Cross

ROCKINGHAM

This melody is very difficult to play in tune; but is easier for clarinetists, who should write out the music one note higher.

The violin part, as in the piece above, uses only the 3rd finger - a suitable duet for an Easter assembly perhaps.

Musical notation for 'When I Survey the Wondrous Cross' in 3/4 time, B-flat major. It consists of two systems of two staves each. The first system shows a treble clef staff with a melody and a bass clef staff with a bass line. The second system continues the melody and bass line. A large graphic of a cross is positioned to the right of the notation.

4 Verses

Continuation of the musical notation for 'When I Survey the Wondrous Cross', showing two systems of two staves each, continuing the melody and bass line.

We Have a King Who Rides a Donkey

4 Verses

Musical score for 'We Have a King Who Rides a Donkey' in B-flat major, 4/4 time. It consists of two systems of two staves each. The first system shows the first two staves, and the second system shows the next two staves. The music features a mix of eighth and sixteenth notes, with some rests and dynamic markings like 'v' (vibrato).

In the piece above, despite the key signature, there are no first finger B \flat notes. The second violin part is mainly open strings and 2nd finger - well back.



This Joyful Eastertide

3 Verses

FESTIVAL CAROL

The Festival Carol is more difficult, and the second part is not for beginners either. Notice how the bow has to be 'recovered' to start each phrase with a down bow.

Musical score for 'This Joyful Eastertide' (Festival Carol) in B-flat major, 4/4 time. It consists of two systems of two staves each. The first system shows the first two staves, and the second system shows the next two staves. The music features a mix of eighth and sixteenth notes, with some rests and dynamic markings like 'v' (vibrato).

Musical score for 'This Joyful Eastertide' (Festival Carol) in B-flat major, 4/4 time. It consists of two systems of two staves each. The first system shows the first two staves, and the second system shows the next two staves. The music features a mix of eighth and sixteenth notes, with some rests and dynamic markings like 'v' (vibrato).

How Great the Harvest is.

FESTIVAL CAROL

2 Verses

In this melody, violinists need to concentrate on the F# / C# finger patterns; but the second part, which only uses the 1st and 2nd fingers, has the fingers always close together, on the D, A and E strings.



The Day Thou Gapest


3 Verses

As in the piece above, the second violin part uses only the 1st and 2nd fingers; but here it is important to distinguish between the F# and C# finger patterns.

Lord Dismiss Us

2 Verses

A major requires care with G # and low C # ; but the second part focuses on a gently rolling bowing action and just the 1st finger to think about.



Diwali

by Niru Desai

- the Hindu Festival of Light. This is a delightful duet, the second violin part using just a low 2nd finger - and slurs - to great effect.

Sequence: A B C B C B C B A

A: Instrumental

B: Chorus

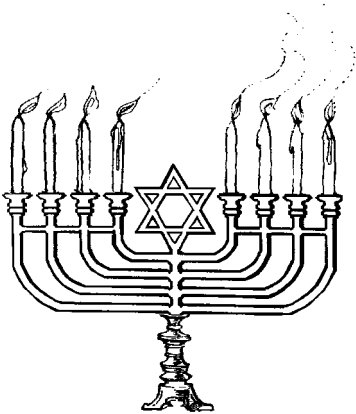
C: Verse

Hanukah

1 Verse - twice

- the Jewish Festival of Light.
There are the usual C major concerns in playing this happy melody - 1st and 2nd fingers close together; but the second part is more concerned with shaping its interjections, which all use the same 1st and 3rd finger pattern.

Musical score for Hanukah, consisting of two systems of two staves each. The first system has a treble clef and a 3/4 time signature. The second system has a treble clef and a 4/4 time signature. The music is in C major and features various rhythmic patterns and articulations such as slurs and accents.



Dayenu

3 Verses

Lots of fun to celebrate the Passover!
The harmonics are optional; but well worth the effort.

Musical score for Dayenu, consisting of two staves in treble clef with a 4/4 time signature and a key signature of two sharps (D major). The score includes a double bar line with repeat dots and a circled '4' over a '0' below the first two measures.

Musical score for Dayenu with first and second time endings. It consists of two staves in treble clef with a 4/4 time signature and a key signature of two sharps. The score includes repeat signs and boxes labeled '1st time' and '2nd time' for both staves.

The National Anthem

Beginners can easily join in here! The second part only uses the first finger, and the rhythm matches that of the melody throughout.

Musical notation for the first system of 'The National Anthem'. It consists of two staves in G major (one sharp) and 3/4 time. The first staff contains the melody, and the second staff contains a simplified accompaniment using only the first finger.

Musical notation for the second system of 'The National Anthem', continuing the melody and accompaniment from the first system.

Auld Lang Syne

Easy double stops, and the long sustained semibreves, add a flavour of the bagpipes to this pentatonic Scottish melody.

Musical notation for the first system of 'Auld Lang Syne'. It features a piano introduction with sustained semibreves in the right hand and double stops in the left hand. The lyrics 'Should Auld acquaintance be for-got and ne-ver brought to mind, Should' are written below the staff.



Musical notation for the second system of 'Auld Lang Syne'. The piano accompaniment continues with double stops and sustained notes. The lyrics 'auld ac-quaint-ance be for-got and days of Auld Lang Syne, For Auld Lang Syne my dear, For' are written below the staff.

Musical notation for the third system of 'Auld Lang Syne'. The piano accompaniment continues with double stops and sustained notes. The lyrics 'Auld Lang Syne, We'll tak' a cup o' kind-ness yet, for Auld Lang Syne.' are written below the staff.

Harvest/Autumn

All Things Bright and Beautiful	p.3	<i>Come and Praise 3</i>
The Good Things of the Earth	p.3	<i>Morning Has Broken 65</i>
The Harvest Festival	p.4	<i>Sing a Song I 14</i>
		<i>Seeing and Doing (New Anthology), p.117</i>
Squirrel Nutkin	p.4	<i>A Second 60 Songs for Little Children 9</i>
		<i>Seeing and Doing (New Anthology), p.56</i>
Summer Goodbye	p.4	<i>Seventy Simple Songs with Ostinati 31</i>
		<i>Music Time 35 provides alternative harmonies.</i>
Now We Sing a Harvest Song	p.5	<i>Come and Praise 138</i>
		<i>Songs of Praise 9</i>

Halloween/Guy Fawkes

Halloween is Coming	p.5	<i>Sing a Song I 17</i>
		<i>Tinder-box 61</i>
There Was an Old Witch	p.6	<i>Sing a Song II 13</i>
		<i>Apusskidu 17</i>
Guy Fawkes	p.6	<i>Infant Songs for Harvest Halloween and Guy Fawkes 3</i>

Spring

Pussy Willow	p.7	<i>Harlequin 12</i>
(Savez-vous plantez les Choux)		<i>Thirty More Folk Settings 9</i>
Spring Carol (Nos Galan)	p.7	<i>Ears and Eyes 2, p.42</i>
		<i>Oxford School Music Books, Teacher p.178</i>
		see also <i>Oxford Book of Carols 50</i>
		see also <i>Folk Carols for Young Children 35</i>
Oats and Beans	p.8	<i>Sing a Song I 13</i>
		<i>Seeing and Doing (New Anthology) p.113</i>

Pancake Day

Mix a Pancake	p.9	<i>Harlequin 10</i>
----------------------	-----	---------------------

Lent/Easter

Now the Green Blade Riseth	p.8	<i>Come and Praise 131</i>
All in an Easter Garden	p.9	<i>Come and Praise 130</i>
There is a Green Hill	p.10	<i>Morning Has Broken 77</i>
Thine Be the Glory	p.10	<i>100 Hymns for Today 95</i>
Jesus Christ is Risen Today	p.11	<i>Morning Has Broken 79</i>
		<i>Songs of Praise 145</i>
When I Survey	p.11	<i>Songs of Praise 133</i>
We Have a King Who Rides..	p.12	<i>Someone's Singing Lord 51</i>
This Joyful Eastertide	p.12	<i>Morning Has Broken 78</i>
How Great the Harvest is	p.13	<i>Oxford School Music Books, Teacher p.242</i>

Endings

The Day Thou Gavest	p.13	<i>BBC Hymn Book 426</i>
		see also <i>Hymns Ancient and Modern</i>
Lord Dismiss Us	p.14	<i>Songs of Praise 333 (part 2)</i>
The National Anthem	p.16	<i>Morning Has Broken 86</i>
		<i>Songs of Praise 318</i>
Auld Lang Syne	p.16	words and piano part provided.

Hindu

Diwali: Festival of Light	p.14	<i>Tinder-box 62</i>
		<i>Music Box Song Book 105</i>

Jewish

Hanukah: Festival of Light	p.15	<i>Harlequin 39</i>
		<i>Seeing and Doing (New Anthology) p.122</i>
Dayenu: Passover	p.15	<i>Whoopsy Diddledy Dandy Dee p.24</i>